



Pneumatic Products

-Synonymous with quality, high performance and safety





Content

SAFE, AIRTIGHT COMPRESSED AIR SYSTEMS	03
SERIES 315 - Standard	05
SERIES 315 - eSafe	07
HOSE KITS	08
HOSE	09
ACCESSORIES	12
HOSE & ELECTRICAL REELS	13
AIR & FLUID GUNS	19
AIR & FLUID GUN ACCESSORIES	24

NOTE ! Not all connections/versions in the catalogue are standard stock items at the factory. The local CEJN companies may carry different versions as standard stock items. Check with an authorized CEJN distributor for availability and prices. Some part numbers are subject to minimum order quantities.





CEJN has been developing pneumatic products since the 1950s with the aim of improving the work environment and optimising flows. We have also minimised air leakage.



70-80% of air leakage occ

How much is it leaking?



1 Leak detection

Leakages account for 20-30% of consumption. Consider what that means in terms of costs 24 hours a day, 365 days a year. It is therefore essential to keep a check on leakages and to take action when you find one.

Leakage ϕ mm	M3 per year	Annual cost in €
0,5	7.709	167
1	38.500	832
1,5	65.700	1420
2	136.600	2952
3	307.500	6645
4	546.600	11799

2 Stop leakages!

Most air leakages are to be found in coupling components, for example, around hose clamps, in hoses, cheap hose reels and manifolds. It costs very little to rectify problems by replacing leaking parts with airtight components.



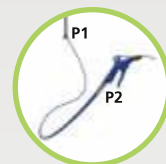
An illustrative example of a leaking coupling with hose clamp.



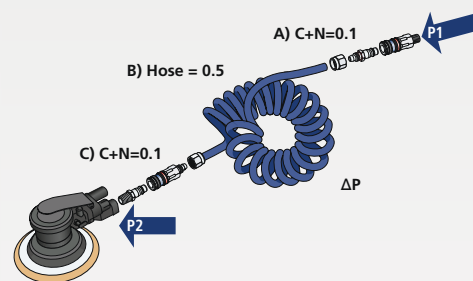
CEJN's eSafe with Stream-line coupling minimises leakage problems.

HOW OPTIMIZED IS YOUR SYSTEM ?

1 AVOID PRESSURE DROP !



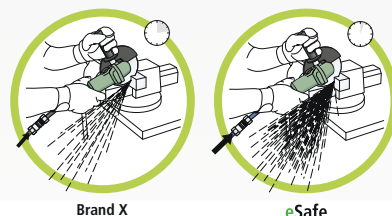
PRESSURE DROP is defined as the difference in pressure between two points of a compressed air system. The route from the wall outlet to the tool contains a number of pipes, fittings, hoses, surface roughness and other physical properties and all these are factors that cause resistance to the flow. In order to maintain a high flow and low pressure drop you need to invest in products minimizing energy loss.



- P1 outlet pressure from wall outlet
- P2 inlet pressure to tool
- ΔP difference between inlet and outlet
- A) pressure drop in C+N
- B) pressure drop hoses
- C) pressure drop in C+N

DON'T WASTE TIME WAITING ! To illustrate the benefits of eSafe, we put a Series 320 eSafe coupling to the test and compared it to a competitor brand coupling, letting all the other factors stay the same.

Watch the movie Performance Test at: www.cejn.com/movies



LEAKAGES ARE POSSIBLY THE NUMBER ONE ENEMY OF COMPRESSED AIR SYSTEMS.

Almost 30% of the compressed air produced by a company goes to waste! To rectify this, it is important to check your compressed air systems regularly for leakages. Usually around 70-80% of all leakages are found close to the user, in hoses, hose clamps, couplings and tools. By replacing your old leaking products with high-performance products from CEJN, you can minimise any leakage and help improve the work environment, while also saving money.



3 ways in coupling components

CEJN recommends you identify weak spots and carry out an annual leak check. A well planned production site with an optimized flow is the key to good total economy.

2 SPOT YOUR LEAKS !



COMPRESSED AIR LEAKS are a waste that leads to increased energy consumption. They are most commonly found on ceiling pipes, hoses, worn tools, bad or broken couplings and loose hose clamping.

Hole diameter - Volume of leaking air at 8 bar.

- 1 mm 75 l/min
- 3 mm 600 l/min
- 5 mm 1,700 l/min

3 DON'T STRESS YOUR SYSTEM !



AN AIR SYSTEM THAT RUNS at a higher pressure will wear out sooner and put unnecessary stress on tools. Avoid over-production of compressed air and run your system at a lower pressure and use correctly dimensioned hoses high flow couplings and an air treatment system (FRL).



3 Optimise using the right products!

Choosing the right coupling components enables your company to make huge savings by reducing compressor costs and electricity consumption.

CEJN has been developing products designed to optimise air flow and so reduce compressor costs since the 1950s.

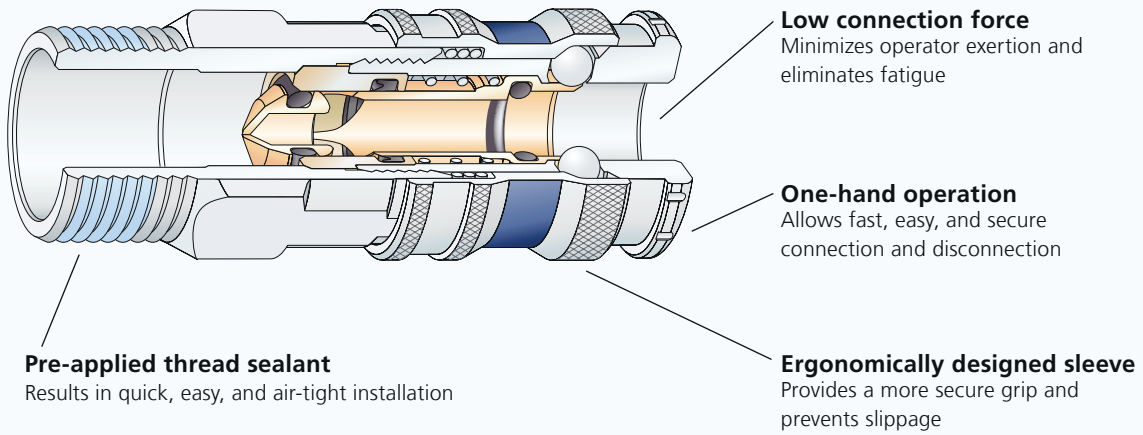


4 Work safely

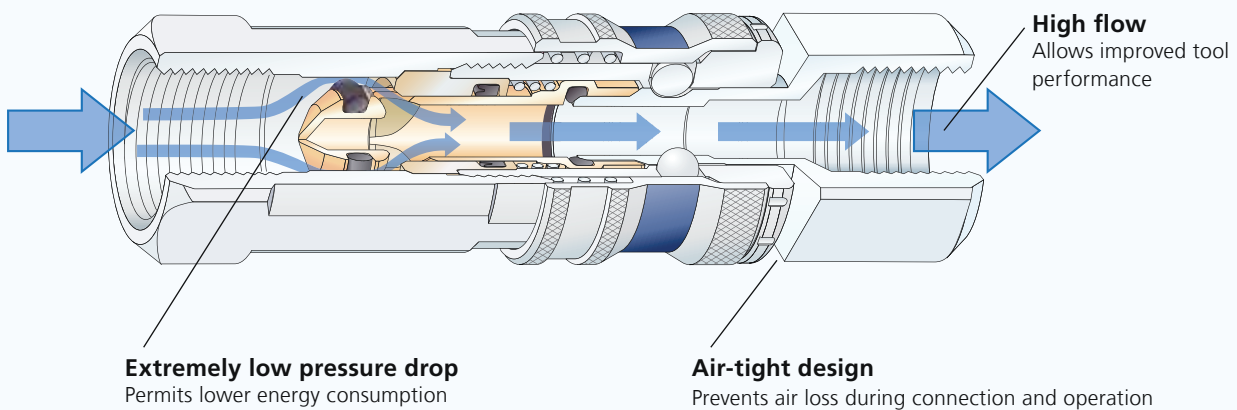
Compressed air is an excellent source of energy for industrial applications, but it can cause injury if used incorrectly. 8 bars of compressed air can cause an industrial injury as a result of the high noise level and the recoil from a steel nipple. CEJN offers a number of products designed to ensure an improved work environment. The new generation of compressed air coupling, eSafe, ensures a safe work environment when using pneumatic equipment.



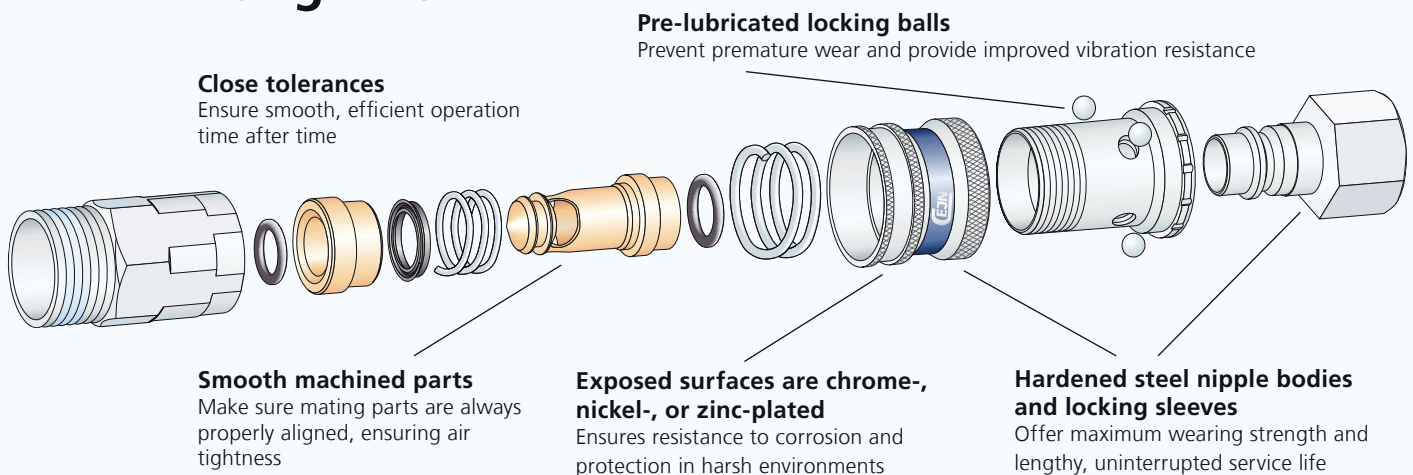
Easy To Handle

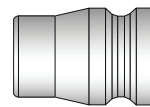


High Efficiency



Long Life





1:1

Series 315 – Standard

- **Extremely high flow capacity**
- **Low connection force**
- **One-hand operated**

Series 315 couplings are lightweight and easy to handle yet strong and durable. The Series includes a wide range of connections as well as anti-hose whip nipples. The Series eSafe 315 version is disconnected in two stages in order to vent the coupling and minimize the risk of sudden component separation, which has the potential to cause operator injury ensures easy handling. The eSafe version complies with ISO Standard 4414 and EN 983.

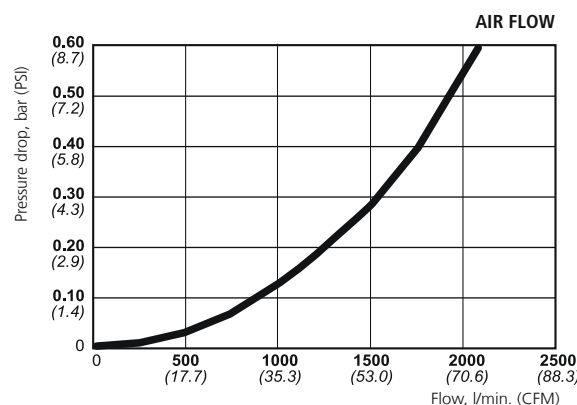
Series 315 is available in eSafe and Multi-Link versions.



TECHNICAL DATA

Nominal flow diameter	7.5 mm (5/16")
Air flow	1950 l/min (68.8 CFM)
Max. working pressure	16 bar (232 PSI)
Min. burst pressure	140 bar (2030 PSI)
Temperature range	-20°C – +100°C (-4°F – +212°F)
Material coupling	Zinc-plated steel/brass
Material nipple	Hardened zinc-plated steel
Connection force	73.5 N
Markets	Asia, Australia, Italy, South America
Standards	Asian Standard, 7.5 mm

Flow capacity is measured at 6 bar (87 PSI) inlet pressure, and pressure drop at 0.5 bar (7 PSI).

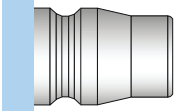


COUPLINGS	HOSE CONNECTION	Part No.	Connection
	HOSE CONNECTION	10 315 1002	6.3 mm
		10 315 1043	9 mm
		10 315 1004	10 mm
		10 315 1005	13 mm
	MALE THREAD	10 315 1152	R 1/4"
		10 315 1154	R 3/8"
		10 315 1155	R 1/2"
		10 315 1452	NPT 1/4"
		10 315 1454	NPT 3/8"
		10 315 1455	NPT 1/2"
	FEMALE THREAD	10 315 1102	Rc 1/4"
		10 315 1104	Rc 3/8"
		10 315 1105	Rc 1/2"
		10 315 1402	NPT 1/4"
		10 315 1404	NPT 3/8"
	STREAM-LINE CONNECTION	10 315 1058	5 x 8 mm
		10 315 1060	6.5 x 10 mm
		10 315 1062	8 x 12 mm
		10 315 1066	11 x 16 mm

NIPPLES	HOSE CONNECTION	Part No.	Connection
	HOSE CONNECTION	10 315 5001	5 mm (3/16")
		10 315 5002	6.3 mm (1/4")
		10 315 5043	7 mm (9/32")
		10 315 5004	10 mm (3/8")
		10 315 5005	13 mm (1/2")
	MALE THREAD	10 315 5151	R 1/8"
		10 315 5152	R 1/4"
		10 315 5154	R 3/8"
		10 315 5155	R 1/2"
		10 315 5452	NPT 1/4"
		10 315 5454	NPT 3/8"
		10 315 5455	NPT 1/2"
		10 315 5101	Rc 1/8"
	FEMALE THREAD	10 315 5102	Rc 1/4"
		10 315 5104	Rc 3/8"
		10 315 5105	Rc 1/2"
		10 315 5402	NPT 1/4"
		10 315 5404	NPT 3/8"
	STREAM-LINE CONNECTION	10 315 5405	NPT 1/2"
		10 315 5058	5 x 8 mm
		10 315 5060	6.5 x 10 mm
		10 315 5062	8 x 12 mm
		10 315 5063	9.5 x 13.5 mm
		10 315 5066	11 x 16 mm

CEJN reserves the right to make changes without further notification. Thread connections are listed according to ISO Standards. Other connections and sealing material on request. Check with an authorized CEJN distributor for availability and prices. Some part numbers may be subject to minimum order quantities. Please visit our website, www.cejn.com.sg, for general maintenance tips.

eSafe™



1:1

Series 315 – eSafe

- Vented safety function
- Extremely high flow capacity
- Strong and durable

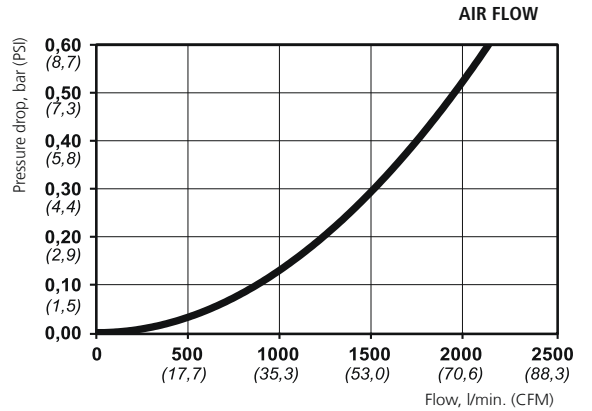
eSafe Series 315 couplings are lightweight and easy to handle yet strong and durable. It is one hand operated safety coupling that vents before disconnection eliminating the risk of hose whip. The Series includes a wide range of connections. Male threads on the couplings and nipples feature pre-applied thread sealant. Full automatic operation ensures easy handling. eSafe complies with ISO Standard 4414 and EN 983.

Series 315 is also available in standard, Soft-Line and Multi-Link versions.

TECHNICAL DATA

Nominal flow diameter	7.5 mm (5/16")
Air flow	1950 l/min (68.8 CFM)
Max. working pressure	16 bar (232 PSI)
Min. burst pressure	140 bar (2030 PSI)
Temperature range	-20°C – +100°C (-4°F – +212°F)
Material coupling	Zinc-plated steel/brass
Material nipple	Hardened zinc-plated steel
Connection force	86 N
Markets	Asia, Australia, Italy, South America
Standards	Asian standard, 7.5 mm

Flow capacity is measured at 6 bar (87 PSI) inlet pressure, and pressure drop at 0.5 bar (7 PSI)



Icon	Part No.	Connection	
	10 315 2002	6.3 mm (1/4")	
	10 315 2043	7 mm (9/32")	
	10 315 2004	10 mm (3/8")	
	10 315 2005	13 mm (1/2")	
		10 315 2152	R 1/4"
		10 315 2154	R 3/8"
		10 315 2155	R 1/2"
		10 315 2452	NPT 1/4"
		10 315 2454	NPT 3/8"
		10 315 2102	Rc 1/4"
		10 315 2104	Rc 3/8"
		10 315 2105	Rc 1/2"
10 315 2202		G 1/4"	
10 315 2204		G 3/8"	
	10 315 2402	NPT 1/4"	
	10 315 2404	NPT 3/8"	
	10 315 2405	NPT 1/2"	
	10 315 2058	5 x 8 mm	
	10 315 2060	6.5 x 10 mm	
	10 315 2062	8 x 12 mm	
	10 315 2063	9.5 x 13.5 mm	
	10 315 2066	11 x 16 mm	
	10 315 2080	6.5 x 10 mm	
	10 315 2082	8 x 12 mm	

Icon	Part No.	Connection
	10 315 5001	5 mm (3/16")
	10 315 5002	6.3 mm (1/4")
	10 315 5043	7 mm (9/32")
	10 315 5004	10 mm (3/8")
	10 315 5005	13 mm (1/2")
	10 315 5151	R 1/8"
	10 315 5152	R 1/4"
	10 315 5154	R 3/8"
	10 315 5155	R 1/2"
	10 315 5452	NPT 1/4"
	10 315 5454	NPT 3/8"
	10 315 5455	NPT 1/2"
	10 315 5101	Rc 1/8"
	10 315 5102	Rc 1/4"
	10 315 5104	Rc 3/8"
	10 315 5105	Rc 1/2"
	10 315 5402	NPT 1/4"
	10 315 5404	NPT 3/8"
	10 315 5405	NPT 1/2"
	10 315 5058	5 x 8 mm
	10 315 5060	6.5 x 10 mm
10 315 5062	8 x 12 mm	
10 315 5063	9.5 x 13.5 mm	
10 315 5066	11 x 16 mm	

Multi-Link Systems

The Multi-Link integrated quick connect couplings come in units of 1 to 5 outlets.

TECHNICAL DATA

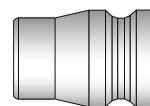
Temperature range:	-20°C – 100°C (-4°F – 212°F)
Max. working pressure:	16 bar (230 PSI)
Material:	Zinc-plated steel/zinc

Multi-Link	Part No.	Connection
SERIES 315 ESAFE	Extension unit	19 902 9150 G 1/2"
	1-outlet unit	19 902 9151 G 1/2"
	2-outlet unit	19 902 9152 G 1/2"
	3-outlet unit	19 902 9153 G 1/2"
	4-outlet unit	19 902 9154 G 1/2"



eSafe™

CEJN reserves the right to make changes without further notification. Thread connections are listed according to ISO Standards. Other connections and sealing material on request. Check with an authorized CEJN distributor for availability and prices. Some part numbers may be subject to minimum order quantities. Please visit our website, www.cejn.com.sg, for general maintenance tips.



1:1

PUR Hose Kits – with Series 315

Asian Standard, 7.5 mm

- **Series 315 couplings and nipples**
- **Flexible PUR hose with long service life**
- **Pre-assembled and ready to use**

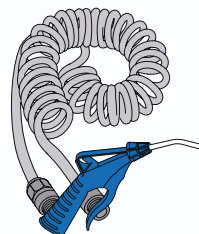
CEJN Hose Kits come pre-assembled and ready for immediate use. They consist of an extremely flexible, straight braided or spiral polyurethane (PUR) hose combined with Series 315 Standard oreSafe couplings and nipples with reusable Stream-Line connections.



Flow capacity is measured at 6 bar (87 PSI) inlet pressure, and pressure drop at 0.5 bar (7 PSI).

		Service length	Part No.	ID x OD	Max working pressure
SERIES 315	Spiral	2.0 m	19 958 9410	5 x 8 mm	10 bar (145 PSI)
			19 958 9414	6.5 x 10 mm	10 bar (145 PSI)
			19 958 9418	8 x 12 mm	10 bar (145 PSI)
			19 958 9422	11 x 16 mm	10 bar (145 PSI)
		4.0 m	19 958 9411	5 x 8 mm	10 bar (145 PSI)
			19 958 9415	6.5 x 10 mm	10 bar (145 PSI)
			19 958 9419	8 x 12 mm	10 bar (145 PSI)
			19 958 9423	11 x 16 mm	10 bar (145 PSI)
		6.0 m	19 958 9412	5 x 8 mm	10 bar (145 PSI)
			19 958 9416	6.5 x 10 mm	10 bar (145 PSI)
			19 958 9420	8 x 12 mm	10 bar (145 PSI)
			19 958 9424	11 x 16 mm	10 bar (145 PSI)
	8.0 m	19 958 9413	5 x 8 mm	10 bar (145 PSI)	
		19 958 9417	6.5 x 10 mm	10 bar (145 PSI)	
		19 958 9421	8 x 12 mm	10 bar (145 PSI)	
		19 958 9425	11 x 16 mm	10 bar (145 PSI)	
	Straight Braided	10 m	19 958 9560	8 x 12 mm	16 bar (232 PSI)
			19 958 9301	9.5 x 13.5 mm	16 bar (232 PSI)
			19 958 9563	11 x 16 mm	12 bar (174 PSI)
	15 m	19 958 9561	8 x 12 mm	16 bar (232 PSI)	
19 958 9564		11 x 16 mm	12 bar (174 PSI)		
SERIES 315 ES SAFE	Spiral	2.0 m	19 958 9370	6.5 x 10 mm	10 bar (145 PSI)
			19 958 9374	8 x 12 mm	10 bar (145 PSI)
			19 958 9378	11 x 16 mm	10 bar (145 PSI)
		4.0 m	19 958 9371	6.5 x 10 mm	10 bar (145 PSI)
			19 958 9375	8 x 12 mm	10 bar (145 PSI)
			19 958 9379	11 x 16 mm	10 bar (145 PSI)
	6.0 m	19 958 9372	6.5 x 10 mm	10 bar (145 PSI)	
		19 958 9376	8 x 12 mm	10 bar (145 PSI)	
		19 958 9380	11 x 16 mm	10 bar (145 PSI)	
	8.0 m	19 958 9373	6.5 x 10 mm	10 bar (145 PSI)	
		19 958 9377	8 x 12 mm	10 bar (145 PSI)	
		19 958 9381	11 x 16 mm	10 bar (145 PSI)	
Straight Braided	10 m	19 958 9203	11 x 16 mm	12 bar (174 PSI)	
		19 958 9201	9.5 x 13.5 mm	16 bar (232 PSI)	
		19 958 9202	9.5 x 13.5 mm	16 bar (232 PSI)	

HOSE KITS	Service length	ID x OD (mm)	Part No.
BLOWGUN KIT	2 m	5 x 8	19 958 9537
		6.5 x 10	19 958 9541
		8 x 12	19 958 9545
		11 x 16	19 958 9549
	4 m	5 x 8	19 958 9538
		6.5 x 10	19 958 9542
		8 x 12	19 958 9546
		11 x 16	19 958 9550
	6 m	5 x 8	19 958 9539
		6.5 x 10	19 958 9543
		8 x 12	19 958 9547
		11 x 16	19 958 9551
8 m	5 x 8	19 958 9540	
	6.5 x 10	19 958 9544	
	8 x 12	19 958 9548	
	11 x 16	19 958 9552	



CEJN reserves the right to make changes without further notification. Thread connections are listed according to ISO Standards. Other connections and sealing material on request. Check with an authorized CEJN distributor for availability and prices. Some part numbers may be subject to minimum order quantities. Please visit our website, www.cejn.com.sg, for general maintenance tips.



When Lightweight and Extreme Flexibility are Tooling Requirements

An extensive hose range, combined with a wide range of couplings, nipples, and adapters, makes CEJN a one-stop source for pneumatic hose assemblies.

The CEJN hose family offers several styles of polyurethane (PUR) hose, including straight braided, straight non-braided, and spiral non-braided, for specific application requirements.

CEJN PUR hose styles are lightweight and extremely flexible and have excellent recoil ability, making them a perfect mate for small and lightweight pneumatic tools.

They are abrasion resistant and score high marks in impact strength and tensile and tear strength.

The long service life and outstanding aging qualities of CEJN PUR hose styles make hose replacements uncommon. Infact, CEJN PUR hose remains flexible after extensive use and outlasts conventional PVC hose up to 10 times.

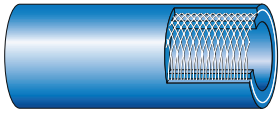


Straight Hose – Braided

- **Light and flexible**
- **Excellent resistance to oil, solvents, and other non-aqueous solutions**
- **Long service life with outstanding aging qualities**

CEJN straight braided hose is an excellent choice for applications requiring a maximum working pressure up to 16 bar (232 PSI). It offers a wide temperature range and high tensile, tear, and impact strength. The hose easily springs back to its original form and has excellent abrasion resistance.


TECHNICAL DATA



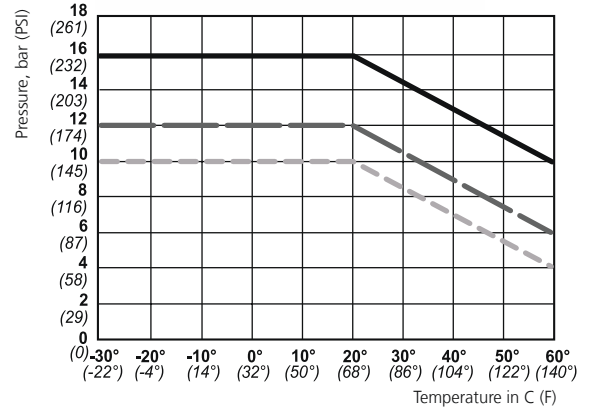
Hose materialEster-based polyurethane reinforced with polyester fiber

Size iD x OD

- 6.5 x 10 mm
- 8 x 12 mm
- 9.5 x 13.5 mm
- 11 x 16 mm
- 13 x 18 mm



WORKING PRESSURE



	ID x OD	Total length	Part No.	Max working pressure (20°C, 68°F)	Burst pressure (20°C, 68°F)
STRAIGHT BRAIDED	6.5 x 10 mm	100 m	19 958 1000	16 bar (232 PSI)	64 bar (928 PSI)
	8 x 12 mm	100 m	19 958 1200	16 bar (232 PSI)	64 bar (928 PSI)
	9.5 x 13.5 mm	100 m	19 958 1350	16 bar (232 PSI)	64 bar (928 PSI)
	11 x 16 mm	100 m	19 958 1600	12 bar (174 PSI)	48 bar (696 PSI)

Straight Hose – Non-Braided

- **Suitable for push-to-connect fittings**
- **Excellent resistance to oils, solvents, and other non-aqueous solutions**
- **Long service life with outstanding aging qualities**

CEJN non-braided hose is an excellent choice for applications requiring a maximum working pressure up to 10 bar (145 PSI). It is light and flexible and offers high tensile, tear, and impact strength. The hose easily springs back to its original form.

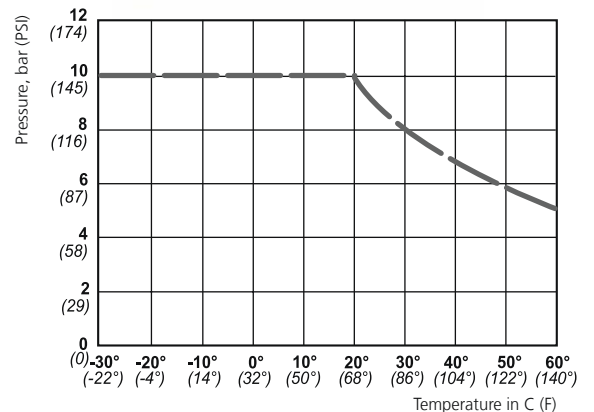
TECHNICAL DATA



Hose material FDA approved, Ester-based polyurethane



WORKING PRESSURE



	ID x OD	Total length	Part No.	Max working pressure (20°C, 68°F)	Burst pressure (20°C, 68°F)
NON-BRAIDED STRAIGHT HOSE	4 x 6 mm	100 m	19 958 0702	10 bar (145 PSI)	25 bar (362 PSI)
	5 x 8 mm	100 m	19 958 0802	10 bar (145 PSI)	25 bar (362 PSI)
	6.5 x 10 mm	100 m	19 958 1002	10 bar (145 PSI)	25 bar (362 PSI)
	8 x 12 mm	100 m	19 958 1202	10 bar (145 PSI)	25 bar (362 PSI)
	11 x 16 mm	100 m	19 958 1602	10 bar (145 PSI)	25 bar (362 PSI)

CEJN reserves the right to make changes without further notification. Thread connections are listed according to ISO Standards. Other connections and sealing material on request. Check with an authorized CEJN distributor for availability and prices. Some part numbers may be subject to minimum order quantities. Please visit our website, www.cejn.com.sg, for general maintenance tips.

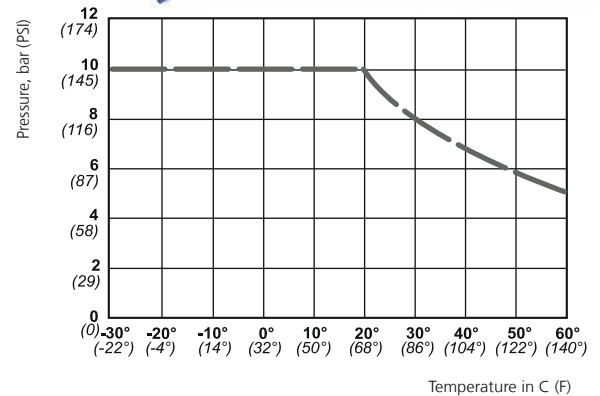

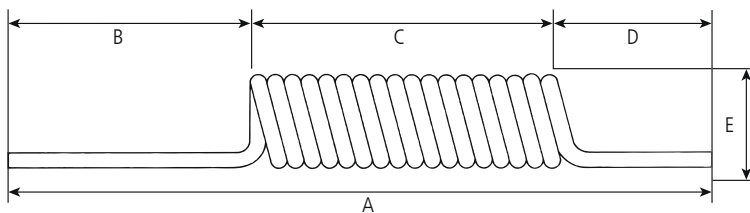
Spiral Hose – Non-Braided

- **Light and flexible**
- **Excellent resistance to oils, solvents, and both aqueous and non-aqueous solutions**
- **Long service life with outstanding aging qualities**

CEJN spiral hose is an excellent choice for applications that call for hose to have excellent recoil ability and crimp resistance. It offers high tensile and tear strength and resistance to impacts. The hose is abrasion resistant and is suitable for applications in a wide temperature range.

TECHNICAL DATA

Max. working pressure 10 bar (145 PSI) (20°C, 68°F)
 Min. burst pressure 25 bar (362 PSI) (20°C, 68°F)
 Hose material FDA approved, Ester-based polyurethane



SERVICE LENGTH	ID x OD	Total length	Part No.	A	B	C	D	E
2 METERS	5 x 8 mm	2.5 m	19 958 5820	740	500	140	100	42
	6.5 x 10 mm	2.5 m	19 958 6020	740	500	140	100	52
	8 x 12 mm	2.5 m	19 958 6220	740	500	140	100	65
	11 x 16 mm	2.5 m	19 958 6620	720	500	120	100	95
4 METERS	5 x 8 mm	5.0 m	19 958 5840	930	500	330	100	42
	6.5 x 10 mm	5.0 m	19 958 6040	930	500	330	100	52
	8 x 12 mm	5.0 m	19 958 6240	920	500	320	100	65
	11 x 16 mm	5.0 m	19 958 6640	880	500	280	100	95
6 METERS	5 x 8 mm	7.5 m	19 958 5860	1120	500	520	100	42
	6.5 x 10 mm	7.5 m	19 958 6060	1120	500	520	100	52
	8 x 12 mm	7.5 m	19 958 6260	1100	500	500	100	65
	11 x 16 mm	7.5 m	19 958 6660	1040	500	440	100	95
8 METERS	5 x 8 mm	10.0 m	19 958 5880	1300	500	700	100	42
	6.5 x 10 mm	10.0 m	19 958 6080	1310	500	710	100	52
	8 x 12 mm	10.0 m	19 958 6280	1280	500	680	100	65
	11 x 16 mm	10.0 m	19 958 6680	1210	500	610	100	95

Spiral Anti-Spark Hose – Non-Braided

- **Spark and scorch resistant**
- **Excellent resistance to oils, solvents, and other non-aqueous solutions**
- **Long service life with outstanding aging qualities**

CEJN spiral anti-spark hose is resistant to scorching and damage due to exposure to sparks that are present in welding environments or where cutting equipment is in use. Its excellent recoil ability and outstanding aging qualities make it ideal for assembly lines and fixed workplaces. The hose can also be used for breathing air applications.



SERVICE LENGTH	ID x OD	Total length	Part No.	A	B	C	D	E
2 M	6.5 x 10 mm	2.5 m	19 958 4020	740	500	140	100	52
	8 x 12 mm	2.5 m	19 958 4220	740	500	140	100	65
4 M	6.5 x 10 mm	5.0 m	19 958 4040	930	500	330	100	52
	8 x 12 mm	5.0 m	19 958 4240	920	500	320	100	65
6 M	6.5 x 10 mm	7.5 m	19 958 4060	1120	500	520	100	52
	8 x 12 mm	7.5 m	19 958 4260	1100	500	500	100	65
8 M	6.5 x 10 mm	8.0 m	19 958 4080	1310	500	710	100	52
	8 x 12 mm	8.0 m	19 958 4280	1280	500	680	100	65

CEJN reserves the right to make changes without further notification. Thread connections are listed according to ISO Standards. Other connections and sealing material on request. Check with an authorized CEJN distributor for availability and prices. Some part numbers may be subject to minimum order quantities. Please visit our website, www.cejn.com.sg, for general maintenance tips.

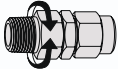
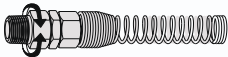

Adapters – Stream-Line Connections



CEJN Stream-Line connections are available with swivel and fixed adapters, both are offered with or without kink protectors.


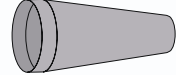
TECHNICAL DATA

Material Plated brass



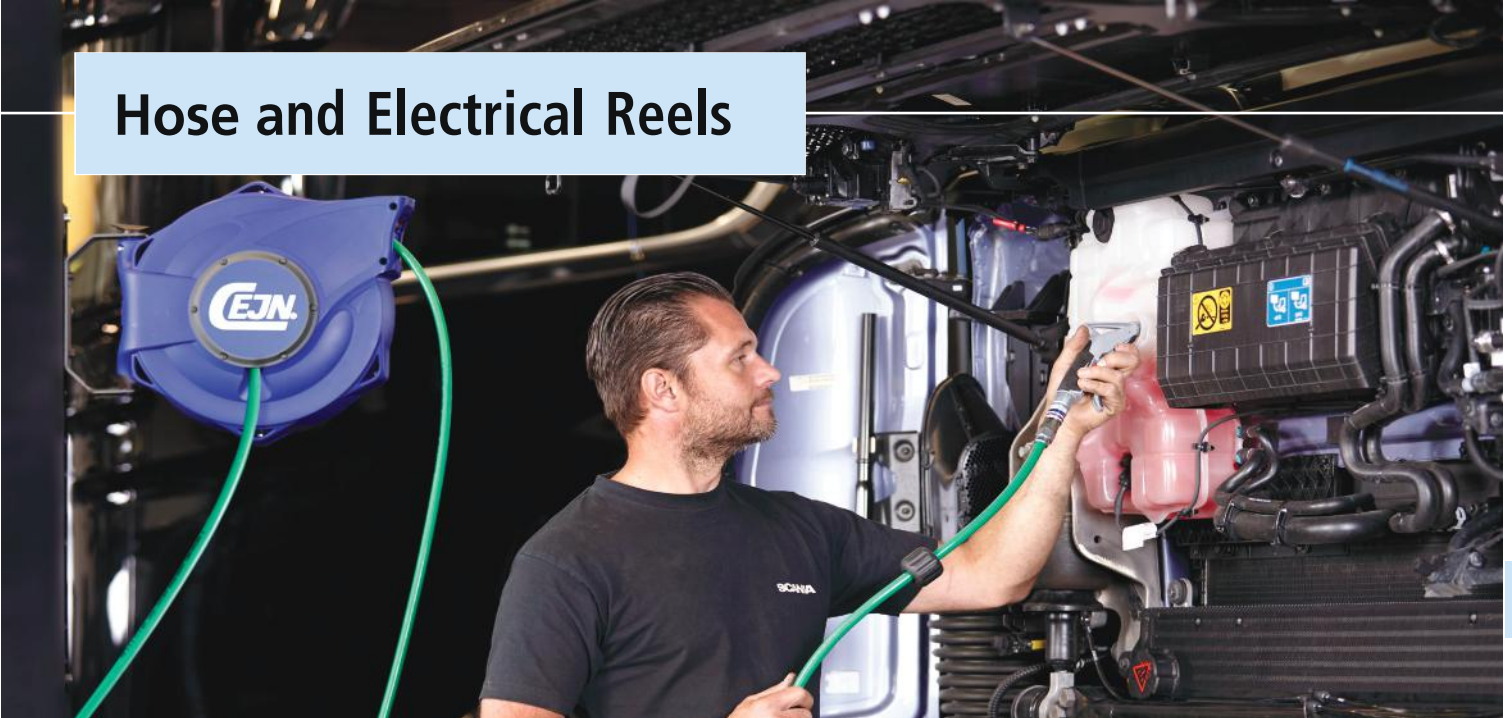
	ID x OD	Part No.	Connection
SWIVEL ADAPTERS 	5 x 8 mm	19 958 0877	R 1/4"
		19 958 0892	NPT 1/4"
	6.5 x 10 mm	19 958 1077	R 1/4"
		19 958 1092	NPT 1/4"
	8 x 12 mm	19 958 1277	R 1/4"
		19 958 1292	NPT 1/4"
		19 958 1279	R 3/8"
		19 958 1294	NPT 3/8"
		19 958 1377	R 1/4"
	9.5 x 13.5 mm	19 958 1392	NPT 1/4"
		19 958 1379	R 3/8"
		19 958 1394	NPT 3/8"
19 958 1687		R 1/2"	
19 958 1695		NPT 1/2"	
SWIVEL ADAPTERS WITH KINK PROTECTORS 	5 x 8 mm	19 958 0876	R 1/4"
		19 958 0891	NPT 1/4"
	6.5 x 10 mm	19 958 1076	R 1/4"
		19 958 1091	NPT 1/4"
	8 x 12 mm	19 958 1276	R 1/4"
		19 958 1291	NPT 1/4"
		19 958 1278	R 3/8"
		19 958 1293	NPT 3/8"
		19 958 1376	R 1/4"
	9.5 x 13.5 mm	19 958 1391	NPT 1/4"
		19 958 1378	R 3/8"
		19 958 1393	NPT 3/8"
19 958 1686		R 1/2"	
19 958 1694		NPT 1/2"	
FIXES ADAPTERS 	5 x 8 mm	19 958 0812	R 1/4"
		19 958 0842	NPT 1/4"
	6.5 x 10 mm	19 958 1012	R 1/4"
		19 958 1042	NPT 1/4"
	8 x 12 mm	19 958 1212	R 1/4"
		19 958 1242	NPT 1/4"
		19 958 1214	R 3/8"
		19 958 1244	NPT 3/8"
		19 958 1312	R 1/4"
	9.5 x 13.5 mm	19 958 1342	NPT 1/4"
		19 958 1314	R 3/8"
		19 958 1344	NPT 3/8"
19 958 1615		R 1/2"	
19 958 1645		NPT 1/2"	
13 x 18 mm	19 958 1815	R 1/2"	

	ID x OD	Part No.	Connection
FIXED ADAPTERS WITH KINK PROTECTORS 	5 x 8 mm	19 958 0813	R 1/4"
		19 958 0843	NPT 1/4"
	6.5 x 10 mm	19 958 1013	R 1/4"
		19 958 1043	NPT 1/4"
	8 x 12 mm	19 958 1213	R 1/4"
		19 958 1215	R 3/8"
		19 958 1246	NPT 3/8"
		19 958 1243	NPT 1/4"
		19 958 1313	R 1/4"
	9.5 x 13.5 mm	19 958 1343	NPT 1/4"
19 958 1315		R 3/8"	
19 958 1616		R 1/2"	
19 958 1345		NPT 3/8"	
19 958 1646		NPT 1/2"	
KINK PROTECTORS 	6.5 x 10 mm	10 300 4010	6.5 x 10 mm
	8 x 12 mm	10 300 4012	8 x 12 mm

ACCESSORIES	Part No.
ACCESSORY COVERS 	19 900 7000
Accessory-style covers are available in packages of 10, including an assembly tool and assembly instructions. They are compatible with all standard Series 300, 303, 310, 315, 320, and 342 couplings.	
ASSEMBLY TOOL 	19 900 7050

CEJN reserves the right to make changes without further notification. Thread connections are listed according to ISO Standards. Other connections and sealing material on request. Check with an authorized CEJN distributor for availability and prices. Some part numbers may be subject to minimum order quantities. Please visit our website, www.cejn.com.sg, for general maintenance tips.

Hose and Electrical Reels



Hose & Electrical Reels for Safe, Efficient Workplaces

CEJN high-quality hose and electrical reels contain an ample length of CEJN polyurethane hose or rubber cable that is neatly wound into place.

CEJN safety reels provide users with both maximum tool output and safety in the workplace with their durable exterior housing, slow retraction feature and unique soft stop-ball. The reels are easy to manoeuvre and offer 180 degrees of movement and parking position. We keep it simple: they are easy to install, whether mounted on ceiling or wall, and can be disconnected from the wall bracket if necessary.

The patented closed safety reels are developed and produced in Sweden. Each component in our safety reel range, and their function, is carefully considered to provide you with the best product on the market.

CEJN's range of open hose reels features longer lengths and larger hose dimensions. With PUR, rubber hose or without hose, depending on the application. The spun discs with rolled edges make the reel safe to handle and minimize damage to the hose due to sharp edges. The reel has a controlled rewind function that retracts the hose safely and steadily. The open hose reel is made of high-quality steel, with a very durable powder coat finish to withstand the most harsh environments. Allowing customers to fit their own hose based on their individual needs.



Compressed Air Reels- Closed

- High flow capacity and low pressure drop
- Slow, strong retraction
- Durable Construction
- Soft stop-ball prevents tripping

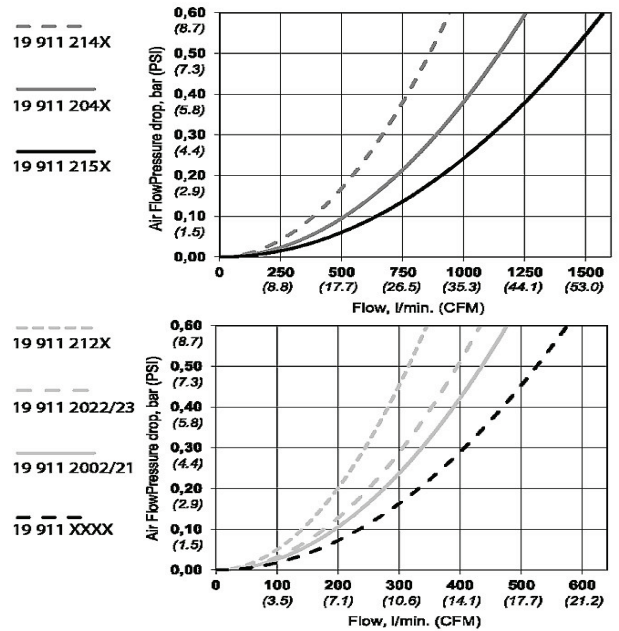


The CEJN Safety Reel is a durable reel that provides excellent performance thanks to its full-flow patented design that, unlike most reels, does not restrict flow. This provides maximum power to the customer's tools, saving them both energy and time. This hose reel is ideal for a safe workplace. The slow retraction function, hose guiding, PUR hose, soft stop-ball to prevent tripping and anti-kink safety features are just a few examples of what makes these safety reels the best on the market. The reel can swivel 180 degrees allowing the operator to move around freely, and the slow retraction makes it safe and easy for anyone to handle. If a hose needs to be changed, this can be done easily thanks to its smart design.

Hose reels for water applications and cable reels for electrical applications are also available.

TECHNICAL DATA

Feeder hose length 1.5 m (4.9 ft)
 Hose material Ester based PUR
 Connections Male thread
 Temperature range -20°C – +60°C (-4°F – +140°F)



		Part No.	ID x OD	Connection	Weight	Max working pressure (20°C, 68°F)	
SMALL REEL	10 meters	19 911 2022	8 x 12	R 1/4"	4.9 kg	16 bar (232 PSI)*	
		19 911 2083	8 x 12	eSafe 315	5 kg	16 bar (232 PSI)*	
	7 meters	19 911 2020	8 x 12	R 1/4"	4.5 kg	16 bar (232 PSI)*	
	5 meters	19 911 2040	11 x 16	R 1/2"	4.7 kg	12 bar (232 PSI)*	
		19 911 2043	11 x 16	eSafe 315	4.8 kg	12 bar (232 PSI)*	
MEDIUM REEL	17 meters	19 911 2120	8 x 12	R 1/4"	6.6 kg	16 bar (232 PSI)*	
		19 911 2183	8 x 12	eSafe 315	6.7 kg	16 bar (232 PSI)*	
		19 911 2130	9.5 x 13.5	R 3/8"	6.5 kg	16 bar (232 PSI)*	
		19 911 2163	9.5 x 13.5	eSafe 315	6.6 kg	16 bar (232 PSI)*	
	10 meters	19 911 2140	11 x 16	R 1/2"	6.7 kg	12 bar (174 PSI)*	
		19 911 2143	11 x 16	eSafe 315	6.8 kg	12 bar (174 PSI)*	
		8 meters	19 911 2150	13 x 18	R 1/2"	6.6 kg	10 bar (145 PSI)*
MEDIUM REEL WITH ANTI-SPARK HOSE	14 meters	19 911 2132	9.5 x 13.5	R 3/8"	6.5 kg	12 bar (174 PSI)*	
		19 911 2173	9.5 x 13.5	eSafe 315	6.6 kg	12 bar (174 PSI)*	

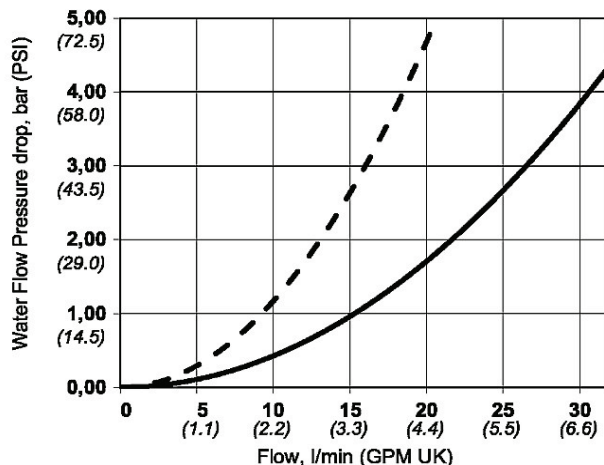
CEJN Safety Reel also reduces strain on your compressor making it ideal choice to save energy and cost.

*Check with an authorized CEJN distributor for availability and prices. Other connections and sealing material on request. Some part numbers may be subject to minimum order quantities. CEJN reserves the right to make changes without further notification. Thread connections are listed according to ISO Standards. *Max working pressure at 20°C (68°F).

Water Reels- Closed

- High flow and low pressure loss
- Anti-kink designs
- Hose guide and slow retraction
- Soft stop-ball to prevent tripping

The CEJN Safety Reel is a durable reel that provides excellent performance. Its full-flow patented design enables a high flow and low pressure drop. This hose reel is ideal for a safe workplace. The slow retraction function, hose guiding, PUR hose, soft stop-ball to prevent tripping and anti-kink safety features are just a few examples of what makes these safety reels the best on the market. If a hose needs to be changed, this can be done easily thanks to its smart design. The reel can swivel 180 degrees allowing the operator to move around freely, and the slow retraction makes it safe and easy for anyone to handle. Every component in our collection of safety reels is designed for long-term use, heavy wear and challenging conditions. *Hose reels for compressed air applications and cable reels for electrical applications are also available.*



TECHNICAL DATA

Feeder hose length 1.5 m (4.9 ft)
 Hose material Braided PUR
 Connections Male thread
 Temperature range 5°C – +60°C (41°F – +140°F)



CE Marked in compliance with 2006/42/EC

		Part No.	ID x OD	Connection	Weight	Max working pressure (20°C, 68°F)
WATER	14 meter	19 911 2230	9.5 x 13.5	R 3/8"	5.9 kg	9 bar (130 PSI)
		19 911 5140	11 x 16	R 1/2"	6.3 kg	9 bar (130 PSI)

Electrical Reels - Closed

- Sturdy housing protects enclosed cable and reel mechanism
- Strong and durable
- Flexible high quality rubber cable

CEJN electrical cable reels feature a high quality rubber cable and are supplied with a thermal overload protection circuit, which cuts off the electrical supply in the event of a power surge. The Quick-Locks feature on the mounting bracket makes installation and service quick and easy. The reels can be ceiling- or wall-mounted and swivel 300°. *Hose reels for compressed air and water applications are also available.*



CE Marked in compliance with 2006/42/EC and 2006/95/EC

TECHNICAL DATA

Material cable Rubber H07RN-F
 Cable dimension 3 x 1.5 mm
 Voltage 240 V
 Protection class IP 44
 Temperature range -10°C – +50°C (14°F – +122°F)

		Part No.	Connection	Weight	Power output fully unwound	Power output fully wound	Current
MEDIUM REEL	10 meter	19 911 2300	Schuko plug	5.5 kg	2400 W	1600 W	10 A
		19 911 2301	CH plug	5.5 kg	2400 W	1600 W	10 A
		19 911 2310	Schuko plug	5.6 kg	2400 W	1600 W	10 A
		19 911 2311	CH plug	7.5 kg	2400 W	1600 W	10 A

CEJN reserves the right to make changes without further notification. Thread connections are listed according to ISO Standards. Other connections and sealing material on request. Check with an authorized CEJN distributor for availability and prices. Some part numbers may be subject to minimum order quantities. Please visit our website, www.cejn.com.sg, for general maintenance tips.

Compressed Air Hose Reels - Open

- **Slow and strong retraction**
- **Robust and durable steel design**
- **Excellent performance**



CEJN's range of open hose reels are designed for safe performance in the workplace. The heavy-duty spun discs with rolled edges make the reel safe to handle and minimize damage to the hose due to sharp edges. The reel retracts the hose safely and steadily, using a built-in safety clutch. The open hose reels have longer length and larger hose dimensions, thanks to a robust frame and compact high flow swivel. The swivel is placed outside the shaft for easy installation and maintenance. To ensure long lasting durability, the heavy-duty steel has a powder coated finish for harsh and challenging conditions. Enclosed factory-adjusted spring cartridge for safe and easy replacement. Another example is the unique shaft with dual support system for maximum stability.

Hose reels are also available in stainless steel on request.

TECHNICAL DATA

Hose material Braided ester PUR and EPDM rubber
 Connections Female thread
 Temperature range -20°C – +60°C (-4°F – +140°F)

		Part No.	ID x OD	Connection	Weight	Max working pressure (20°C, 68°F)
LARGE REEL- PUR	18 meters	19 911 3141	9.5 x 13.5	BSPT 3/8"	23 kg	16 bar (232 PSI)*
		19 911 3146	9.5 x 13.5	NPT 3/8"	23 kg	16 bar (232 PSI)*
	15 meters	19 911 3150	13 x 18	BSPT 1/2"	24 kg	10 bar (145 PSI)*
		19 911 3155	13 x 18	NPT 1/2"	24 kg	10 bar (145 PSI)*
		19 911 3171	19 x 24	BSPT 3/4"	28 kg	10 bar (145 PSI)*
		19 911 3176	19 x 24	NPT 3/4"	28 kg	10 bar (145 PSI)*
		23 meters	19 911 3152	13 x 18	BSPT 1/2"	29 kg
	19 911 3157		13 x 18	NPT 1/2"	29 kg	10 bar (145 PSI)*
	19 911 3162		16 x 21	BSPT 3/4"	30 kg	10 bar (145 PSI)*
	19 911 3167		16 x 21	NPT 3/4"	30 kg	10 bar (145 PSI)*
	30 meters	19 911 3153	13 x 18	BSPT 1/2"	35 kg	10 bar (145 PSI)*
		19 911 3158	13 x 18	NPT 1/2"	35 kg	10 bar (145 PSI)*
LARGE REEL- RUBBER	23 meters	19 911 4152	1/2"	BSPT 1/2"	34 kg	20 bar (290 PSI)*
		19 911 4157	1/2"	NPT 1/2"	34 kg	20 bar (290 PSI)*
	30 meters	19 911 4153	1/2"	BSPT 1/2"	41 kg	20 bar (290 PSI)*
		19 911 4158	1/2"	NPT 1/2"	41 kg	20 bar (290 PSI)*
	15 meters	19 911 4171	3/4"	BSPT 3/4"	35 kg	20 bar (290 PSI)*
		19 911 4176	3/4"	NPT 3/4"	35 kg	20 bar (290 PSI)*

*Check with an authorized CEJN distributor for availability and prices. Other connections and sealing material on request. Some part numbers may be subject to minimum order quantities. CEJN reserves the right to make changes without further notification. Thread connections are listed according to ISO Standards. *Max working pressure at 20°C (68°F).

Water Reels - Open

- **Slow and strong retraction**
- **Steel design with powder coat finish**
- **PUR or rubber hose**

The open hose reels have longer lengths and larger hose dimensions, thanks to a robust frame and compact high flow swivel. The swivel is placed outside the shaft for easy installation and maintenance. CEJN's range of open hose reels are designed for safe performance in the workplace. The heavy-duty spun discs with rolled edges make the reel safe to handle and minimize damage to the hose due to sharp edges. The reel rewinds the hose safely and steadily using a built-in safety clutch. Enclosed factory-adjusted spring cartridge for safe and easy replacement. Another example is the unique shaft with a dual support system for maximum stability. The heavy-duty steel has a powder coated finish for long-term use, heavy wear and challenging conditions.



Hose reels are also available in stainless steel on request.

TECHNICAL DATA

Hose material Braided ether PUR and EPDM rubber
Connections Female thread
Temperature range 5°C – +60°C (41°F – +140°F)

		Part No.	ID x OD	Connection	Weight	Max working pressure (20°C, 68°F)
LARGE REEL- PUR	15 meter	19 911 3250	13 x 18	BSPT 1/2"	23 kg	9 bar (130 PSI)
		19 911 3255	13 x 18	NPT 1/2"	23 kg	9 bar (130 PSI)
		19 911 3271	19 x 24	BSPT 3/4"	28 kg	9 bar (130 PSI)
		19 911 3276	19 x 24	NPT 3/4"	28 kg	9 bar (130 PSI)
		19 911 3241	13 x 18	BSPT 3/8"	23 kg	9 bar (130 PSI)
		19 911 3246	9.5 x 13.5	NPT 3/8"	23 kg	9 bar (130 PSI)
	30 meters	19 911 3258	13 x 18	NPT 1/2"	33 kg	9 bar (130 PSI)
		19 911 3253	13 x 18	BSPT 1/2"	33 kg	9 bar (130 PSI)
LARGE REEL- RUBBER	15 meter	19 911 3250	13 x 18	BSPT 1/2"	23 kg	9 bar (130 PSI)
		19 911 3255	13 x 18	NPT 1/2"	23 kg	9 bar (130 PSI)
	23 meters	19 911 3271	19 x 24	BSPT 3/4"	28 kg	9 bar (130 PSI)
		19 911 3276	19 x 24	NPT 3/4"	28 kg	9 bar (130 PSI)
	30 meters	19 911 3241	13 x 18	BSPT 3/8"	23 kg	9 bar (130 PSI)
		19 911 3246	9.5 x 13.5	NPT 3/8"	23 kg	9 bar (130 PSI)

Hoseless Reels - Open

- **Controlled rewind system**
- **Steel design with powder coat finish**
- **Unique shaft for maximum stability**

CEJN's range of open hose reels is designed for safe performance in the workplace. For maximum flexibility, we have a hoseless reel in our range. This means customers can fit their own hose based on their individual needs. The reel rewinds the hose safely and steadily pace using a built-in safety clutch. The heavy-duty spun discs with rolled edges makes the reel safe to handle and minimize damage to the hose due to sharp edges. The open hose reels are perfect for applications that demand longer lengths and larger hose dimensions, thanks to a robust frame and compact high flow swivel. To ensure long lasting durability, the heavy-duty steel has a powder coated finish for harsh and challenging conditions. Enclosed factory-adjusted spring cartridge for safe and easy replacement. Another example is the unique shaft with a dual support system for maximum stability.



TECHNICAL DATA

Temperature range -40°C – +204°C (40°F – +399°F)

		Part No.	Connection	Weight	Max working pressure
LARGE REEL	7 meters	19 911 6150	BSPT 1/2"	26 kg	204 bar (2958 PSI)*
		19 911 6155	NPT 1/2"	26 kg	204 bar (2958 PSI)*
		19 911 6170	BSPT 1/2"	26 kg	204 bar (2958 PSI)*
		19 911 6175	NPT 1/2"	26 kg	204 bar (2958 PSI)*
	15 meters	19 911 6151	BSPT 1/2"	26 kg	204 bar (2958 PSI)*
		19 911 6156	NPT 1/2"	26 kg	204 bar (2958 PSI)*
		19 911 6171	BSPT 3/4"	25 kg	204 bar (2958 PSI)*
		19 911 6176	NPT 3/4"	25 kg	204 bar (2958 PSI)*
	18 meters	19 911 6141	BSPT 3/8"	21 kg	204 bar (2958 PSI)*
		19 911 6146	NPT 3/8"	21 kg	204 bar (2958 PSI)*
	23 meters	19 911 6152	BSPT 1/2"	26 kg	204 bar (2958 PSI)*
		19 911 6157	NPT 1/2"	26 kg	204 bar (2958 PSI)*
	30 meters	19 911 6153	BSPT 1/2"	30 kg	204 bar (2958 PSI)*
		19 911 6158	NPT 1/2"	30 kg	204 bar (2958 PSI)*

CEJN reserves the right to make changes without further notification. Thread connections are listed according to ISO Standards. Other connections and sealing material on request. Check with an authorized CEJN distributor for availability and prices. Some part numbers may be subject to minimum order quantities. Please visit our website, www.cejn.com.sg, for general maintenance tips.

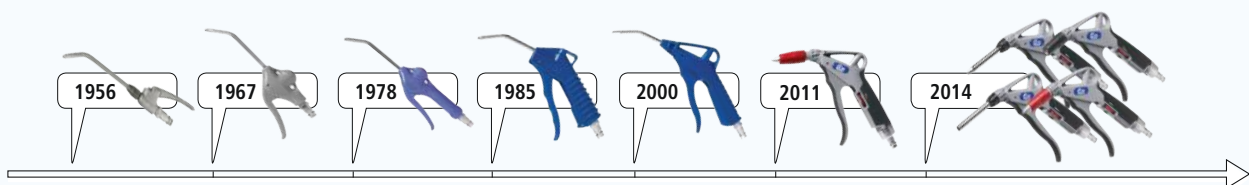


Air & Fluid Guns

– Depend on CEJN's high quality tools for premium performance

CEJN Series 208 blowguns are designed to be lightweight, comfortable to handle and suitable for both left and right-handed users. The handle is pleasant to grip and shields against cold air flow. CEJN Series 208 blowguns are offered in standard full-flow, noise-reducing Star-Tip and pressure-regulated safety versions.

By transforming customer needs into design features – a CEJN trademark – CEJN developed the MultiFLOW 210 Air & Fluid Gun. Its powerful force and exceptional flow control make the job a whole lot easier whether the job calls for cleaning with air or with water, drying or cooling.



All products marked with the "OK" symbol are compliant with OSHA instruction STD 1-13.1: "...when dead-ending occurs, static pressure at the main orifice shall not exceed 2 bar (30 PSI).



All products marked with the "ear" symbol have a sound level below 85 dB(A) and meet the EU Machine Directive §1.5.8 concerning noise reduction demands. Compliance with above listed directives is measured at 6 bar (87 PSI) inlet pressure.



Star-Tip - incorporates six separate outlets, which create a silencing effect, and meets OSHA safety standards.

Air & Fluid Guns – Series 208

- High blowing force
- Easily regulated infinite flow
- Ergonomic, comfortable controls







The CEJN Series 208 blowgun has a valve package that enables it to handle both air as well as non-explosive fluids. The Series is offered in several styles, including standard full-flow, noise-reducing Star-Tip, and a pressure-regulated safety version. Various tubes and tips are available to meet specific application requirements.



TECHNICAL DATA

Material blowgun	POM (body), brass (valve, tube)
Media	Air and non-explosive water based liquids
Material seal	NBR (Nitrile)
Min. burst pressure	64 bar (928 PSI)
Temperature range	-20°C – +60°C (-4°F – +140°F)

Flow capacity is measured at 6 bar (87 PSI) inlet pressure, and pressure drop at 0.5 bar (7 PSI).

	Part No.	Tube	Connection	Weight	Sound level	Flow capacity	Max working pressure
BASIC BLOWGUN BODY 	11 208 0000	R 1/4" thread	R 1/4"	76 g (2.7 oz)	- dB	- l/min (- CFM)	16 bar (232 PSI)
	11 208 0050	1/4" NPT thread	NPT 1/4"	76 g (2.7 oz)	- dB	- l/min (- CFM)	16 bar (232 PSI)
90MM TUBE 	11 208 0100	Fixed tube	R 1/4"	96 g (3.4 oz)	96 dB	500 l/min (17.7 CFM)	16 bar (232 PSI)
	11 208 0150	Fixed tube	NPT 1/4"	96 g (3.4 oz)	96 dB	500 l/min (17.7 CFM)	16 bar (232 PSI)
	11 208 0200	Removable tube	R 1/4"	96 g (3.4 oz)	94 dB	500 l/min (17.7 CFM)	16 bar (232 PSI)
	11 208 0250	Removable tube	NPT 1/4"	96 g (3.4 oz)	94 dB	500 l/min (17.7 CFM)	16 bar (232 PSI)
REGULATOR 	11 208 0300	Removable tube	R 1/4"	110 g (3.9 oz)	93 dB	250 l/min (8.8 CFM)	8 bar (116 PSI)
	11 208 0350	Removable tube	NPT 1/4"	110 g (3.9 oz)	93 dB	250 l/min (8.8 CFM)	8 bar (116 PSI)
90MM TUBE WITH STAR-TIP 	11 208 3100	Fixed tube	R 1/4"	96 g (3.4 oz)	79 dB	190 l/min (6.7 CFM)	16 bar (232 PSI)
	11 208 3150	Fixed tube	NPT 1/4"	96 g (3.4 oz)	79 dB	190 l/min (6.7 CFM)	16 bar (232 PSI)
	11 208 3200	Removable tube	R 1/4"	96 g (3.4 oz)	79 dB	190 l/min (6.7 CFM)	16 bar (232 PSI)
	11 208 3250	Removable tube	NPT 1/4"	96 g (3.4 oz)	79 dB	190 l/min (6.7 CFM)	16 bar (232 PSI)
20-PIECE DISPLAY PACK (11 208 0100) 	11 208 9984	Fixed tube	R 1/4"	2746 g (96.7 oz)	96 dB	500 l/min (17.7 CFM)	16 bar (232 PSI)
BLISTER KIT (11 208 0100 + 11 208 9955 + 11 208 9962 + 11 208 9956) 	71 208 1911	Fixed tube	R 1/4"	g (oz)	96 dB	500 l/min (17.7 CFM)	16 bar (232 PSI)

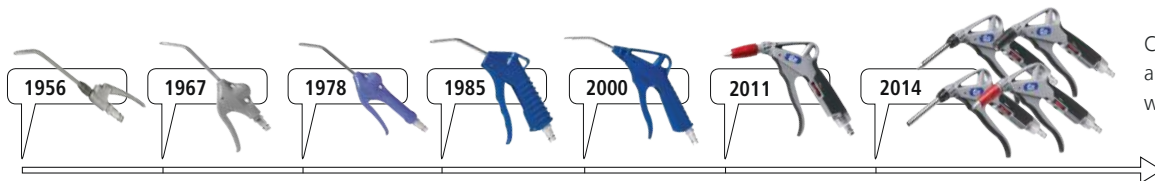
CEJN reserves the right to make changes without further notification. Thread connections are listed according to ISO Standards. Other connections and sealing material on request. Check with an authorized CEJN distributor for availability and prices. Some part numbers may be subject to minimum order quantities. Please visit our website, www.cejn.com.sg, for general maintenance tips.



Can a blowgun save money?

With its high blowing force, CEJN's MultiFLOW blowgun has features that will increase your productivity. With a higher force, you will experience shorter working cycles and put less stress on your compressor. As MultiFLOW uses energy in a more effective way, with a low pressure-drop, over-production of compressed air will be reduced, thus saving you money. In the process, you will contribute to a more sustainable future by limiting your energy waste.

CEJN focus on providing their customers with safe, high-quality products. Now the MultiFLOW is available with a new range of nozzles and adapters to meet your specific requirements: a straight tube nozzle, adjustable flow and beam settings, or leak-free. For safe operation, all our blowguns are designed with an anti-whip function. All-in-all, MultiFLOW gives you a reliable, versatile, high performance and environmentally-friendly air and fluid gun.



CEJN have focused on improving safety and optimizing flow since 1956 when we started to produce blowguns.

Choose the blowgun for your need



Air Flow200-1200 l/min
 Fluid Flow5-25 l/min
 Sound level79-101 dB(A)

MultiFLOW Adjustable jet nozzle for air and fluid.



Air Flow150-1100 l/min
 Sound level85-103 dB(A)

A Straight tube nozzle gives a concentrated force applicable for narrow spaces.

MultiFLOW Air & Fluid Gun

- Series 210

- **Unmatched blowing force**
- **Adjustable flow control**
- **Ergonomical, non-slip grip**

TECHNICAL DATA

Material blowgun	POM, TPE, Aluminum
Media	Udara dan cairan yang tidak mudah meledak
Material seal	NBR (Nitrile)
Max. working pressure	16 bar (232 PSI)
Min. burst pressure	64 bar (928 PSI)
Temperature range	+60°C – +80°C (140°F – +176°F) @ 10 bar (145 PSI) Working pressure
Temperature range	-20°C – +60°C (-4°F – +140°F) @ 16 bar (232 PSI) Working pressure
Sound level	79 dB - 103 dB

Flow capacity is measured at 6 bar (87 PSI) inlet pressure.



Connections



Steel or Brass, Female 1/4"



Brass Female 1/2"



320 Nipple



Fluid Nipple



417 profile (Brass)



All products marked with the "OK" symbol are compliant with OSHA instruction STD 1-13.1: "...when dead-ending occurs, static pressure at the main orifice shall not exceed 2 bar (30 PSI)."



Air Flow 100-700 l/min
Sound level 80-95 dB(A)

When safety is top-priority, choose Star-tip nozzle with a star-tip design.



Fluid Flow 3,5-15 l/min
Sound level 81-93 dB(A)

Adjustable fluid nozzle when you need to avoid leakage. Plastic nozzle edges to prevent damage on surfaces.

MultiFLOW Air & Fluid Gun – Series 210

- **Unmatched blowing force**
- **Adjustable flow control**
- **Ergonomical, non-slip grip**

CEJN's MultiFLOW blowgun effectively cleans surfaces with air or water with unparalleled blowing force. Precise flow is achieved by adjustable flow settings. Nozzle adjusts from narrow jet to wide beam. The MultiFLOW meets and exceeds OSHA safety standards when dead-ended.





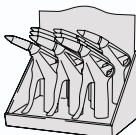
TECHNICAL DATA

Material blowgun	POM, TPE, Aluminum
Media	Air and non-explosive water based liquids
Material seal	NBR (Nitrile)
Max. working pressure	16 bar (232 PSI)
Min. burst pressure	64 bar (928 PSI)
Temperature range	+60°C – +80°C (140°F – +176°F) @ 10 bar (145 PSI) Working pressure
Temperature range	-20°C – +60°C (-4°F – +140°F) @ 16 bar (232 PSI) Working pressure
Sound level	79 dB - 103 dB

Flow capacity is measured at 6 bar (87 PSI) inlet pressure.



CEJN Safety

	Part No.	Connection	Air flow min - max	Fluid flow min - max
ADJUSTABLE JET 	11 210 0400	320 nipple	200 - 1200 l/min (7.1 – 42.4 CFM)	5 - 25 l/min (1.3 – 6.6GPM)
	11 210 0430	Fluid nipple	200 - 1200 l/min (7.1 – 42.4 CFM)	5 - 25 l/min (1.3 – 6.6GPM)
	11 210 0450	Adapter 1/4"	200 - 1200 l/min (7.1 – 42.4 CFM)	5 - 25 l/min (1.3 – 6.6GPM)
	11 210 0455	G 1/2" Brass	200 - 1200 l/min (7.1 – 42.4 CFM)	5 - 25 l/min (1.3 – 6.6GPM)
STRAIGHT TUBE 90 MM 	11 210 0100	320 nipple	150 - 1100 l/min (5.3 – 38.8 CFM)	
	11 210 0150	NPT 1/4"	150 - 1100 l/min (5.3 – 38.8 CFM)	
	11 210 0152	G 1/4" Brass	150 - 1100 l/min (5.3 – 38.8 CFM)	
STAR-TIP TUBE 90 MM 	11 210 3100	320 nipple	100 - 700 l/min (3.5 – 24.7 CFM)	
	11 210 3150	NPT 1/4"	100 - 1100 l/min (3.5 – 38.8 CFM)	
	11 210 3152	G 1/4" Brass	100 - 1100 l/min (3.5 – 38.8 CFM)	
ADJUSTABLE FLUID 	11 210 0340	417 nipple Brass		3.5 - 15 l/min (0.9 – 4.0GPM)
	11 210 0352	G 1/4" Brass		3.5 - 15 l/min (0.9 – 4.0GPM)
	11 210 0355	G 1/2" Brass		3.5 - 15 l/min (0.9 – 4.0GPM)
EIGHT-PACK DISPLAY 	11 210 9980	320 nipple	200 - 1200 l/min (7.1 – 42.4 CFM)	5 - 25 l/min (1.3 – 6.6GPM)
	11 210 9981	Adapter 1/4"	200 - 1200 l/min (7.1 – 42.4 CFM)	5 - 25 l/min (1.3 – 6.6GPM)

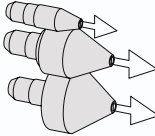
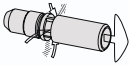

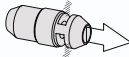



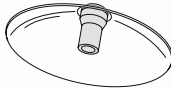
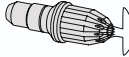











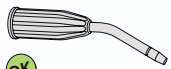

CEJN reserves the right to make changes without further notification. Thread connections are listed according to ISO Standards. Other connections and sealing material on request. Check with an authorized CEJN distributor for availability and prices. Some part numbers may be subject to minimum order quantities. Please visit our website, www.cejn.com.sg, for general maintenance tips.


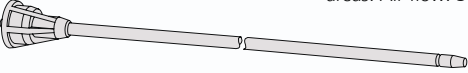
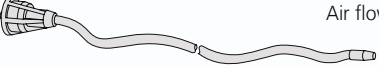


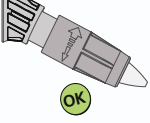

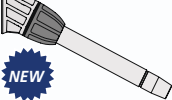
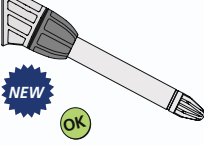
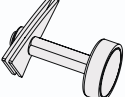
Air & Fluid Guns Accessories – Removable

- Removable nozzles
- Extension tubes in various lengths
- Safety versions diverts the air when dead-ended
- Noise reducing versions

Removable accessories for Series 208 and 210 blowguns. Various tubes and tips are available to meet specific application requirements.



	Description	Connection 1	Part No.
RUBBER-TIP NOZZLE 	Fits directly onto the tube. For use against sensitive surfaces. Suitable for pressurizing, such as in leakage or cylinder testing. Nozzle available in three sizes, individually and as a set.	Ø 14 mm (1/2") Ø 25 mm (1") Ø 35 mm (1 1/3") 3-piece set (Ø 14, 25 and 35)	11 208 9956 11 208 9957 11 208 9958 11 208 9960
VENTURI NOZZLE  	Fits directly onto the tube. Draws in ambient air for extra-high flow. Increases air flow by 100%. Suitable for deflecting lightweight wood chips and diverts air when dead-ended, reducing the outlet pressure to less than 2 bar (29 PSI).	-	11 208 9963
BYPASS NOZZLE  	Fits directly onto the tube. When dead-ended, pressure is released (or diverted) through the side outlets, reducing the maximum outlet pressure to less than 2 bar (29 PSI).	-	11 208 9961
AIR CURTAIN NOZZLE  	Fits directly onto the tube. Creates a protective air curtain that is suitable for deflecting lightweight chips or fluids and diverts air when dead-ended, reducing the outlet pressure to less than 29 PSI (2 bar).	-	11 208 9954
CHIP SHIELD 	Fits directly onto the tube. Protects operators from flyaway chip debris. For placement anywhere on the tube. Nitrile bushing for easy mounting. Translucent shield diameter: 100 mm (4")	-	11 208 9955
SILENCER   	Fits directly onto the tube. Reduces noise effectively when low noise is a requirement. Sound level: 82 dB(A).	-	11 208 9962
SILENCER NOZZLE   	Fits directly onto the threads of blowgun body. For use when space is limited.	-	11 208 9965
STAR-TIP TUBE   	Fits directly onto the threads of blowgun body. Air flow: 190 l/min (7 CFM).	90 mm (4")	11 208 3215
EXTENSION TUBE   	Fits directly onto the threads of blowgun body. Offers increased access in hard-to-reach areas, along with silencing and OSHA-compliant features. Air flow: 180 l/min (6 CFM)	300 mm (12") 500 mm (20")	11 208 3219 11 208 3220
TUBE REGULATOR  	Fits directly onto the threads of blowgun body. Reduces the outlet pressure to a safe level in the event of blockage in the tube or when dead-ended.	90 mm (4")	11 208 0216

	Description	Connection 1	Part No.
TUBE	Fits directly onto the threads of blowgun body. Air flow: 500 l/min (18 CFM).	90 mm (4")	11 208 0215
			
EXTENSION TUBE	Fits directly onto the threads of blowgun body. Offers increased access in hard-to-reach areas. Air flow: 380 l/min (13 CFM)	300 mm (12") 500 mm (20")	11 208 0219 11 208 0220
			
BENDABLE EXTENSION TUBE	Fits directly onto the threads of blowgun body. Can be bent and adjusted for specific tasks in hard-to-reach areas. Bendable 6-mm (1/4") coated copper tube. Air flow: 120 l/min (4 CFM)	400 mm (16")	11 208 0222
			
SPRAYER KIT	The CEJN Sprayer Kit includes a 208 blowgun that can be detached and used separately. The nozzle is designed to spray a full, dense mist for optimum cleaning. Fluid flow and fluid/air mixture can be easily adjusted. The OSHA-compliant spray nozzle bowl makes the product safe to use. Max working pressure 16 bar (230 PSI). Canister capacity 1.2 l (0,26 gl UK).	Rc 1/4" air connection	11 208 3180
			
SPRAYER ATTACHMENT	Turns the blowgun into a sprayer for cleaning liquid and other chemicals (not to be used with detachable tubes). Requires the 208 90-mm (4") standard outlet tube. Meets OSHA requirements. Max working pressure 16 bar (230 PSI). Canister capacity 1.2 l (0,26 gl UK)	Blowgun 208	12 010 3137
			
ADJUSTABLE JET NOZZLE	Fits directly onto the threads of blowgun 210 body. Nozzle adjusts flow from a narrow jet for reaching hard to-to-remove debris to a wide beam for cleaning wide-open surface.	Blowgun 210	11 210 0200
			
ADJUSTABLE FLUID NOZZLE	Fits directly onto the threads of blowgun 210 body. Nozzle adjusts flow from a narrow jet for reaching hard to-to-remove debris to a wide beam for cleaning wide-open surface with liquid media.	Blowgun 210	11 210 0210
			
STRAIGHT TUBE	Fits directly onto the threads of blowgun 210 body. The 90 mm (4") tube is straight for optimal handling ergonomics.	Blowgun 210	11 210 0220
			
STAR-TIP TUBE	Fits directly onto the threads of blowgun 210 body. The 90 mm (4") tube is straight for optimal handling ergonomics. The Star-tip feature diverts the air when dead-ended making it OSHA-compliant.	Blowgun 210	11 210 0230
			
MAGNET HOLDER	By complementing the blow gun Series 208 and 210 with a magnet holder, customers facilitate daily work and increase the flexibility of the suspension. The holder is easily assembled on either the right or left hand side of the gun.	Blowgun 210	11 210 9000
			



- HEAD OFFICE
- SALES OFFICE



CEJN® *The Quick Connect*
Solution Provider

